







RISHI BANKIM CHANDRA COLLEGE WOMEN

ONLINE ADMISSION PROCEDURE : 2021-2022

1. See the college website (www.rbccwomen.org) to get all the information about the college, viz.(i)Courses Offered ,(ii) Subject-wise faculty list,(iii) Various subject combinations, (iv) Course fees, (v) Admission Rules & Regulations, (vi)Application Procedure, (vii) Intake Capacity,(viii) infrastructure etc.

2.For applying online, you need to follow the following steps :-

Go to college website www.rbccwomen.org		Click Online admission in 1 st semester : 2021-2022		Click apply online
				
For Honours Course Click : Apply in Honours		Click Apply Online		Open college online admission website: www.onlinerbccwomen.org
For General Course Click Apply in General				

3. Fill up the form with appropriate and accurate information.

4. Check the form carefully after filling it in.

After completing the form, click on “**Submit Application**”. Next will appear “**Confirm Your Application**” Page which will show all the data submitted by the applicant. For correcting any error click “**BACK**” and rectify the error. Click “**Submit Application**” again. All the data being accurate, click “**Please Confirm Your Details**” then click “**Submit Your Application Form**”. “**Form Submitted Successfully**” will appear an screen and the candidate will see her **Candidate ID** . Take a Printout of the form by clicking on “**Print Form**” and keep the printout carefully.

5. Application Fee : Zero.

You can apply for a single course though a single online application. For each course applied for, the candidate has to apply separately.

6. The merit list will be published in the website on the specified dated.

7. Admission will be cancelled if there is any erroneous data.

In case admission of a candidate is cancelled there will be no refund of money.

If a candidate changes course from lower course fees to higher course fees , candidate have to pay the difference in fees.

If a candidate changes course from higher to lower course fees , candidate cannot claim refund.

DOCUMENTS REQUIRED (at the time of verification in college)

- 1) Online Admission Form with one xerox copy.
- 2) Online Admission Fee Challan with one Xerox copy.
- 3) Original and 01 attested photocopy of Higher Secondary (10+2) Marksheet .
- 4) Original and 01 attested photocopy of Madhyamik Admit Card (for Proof Age)
- 5) For SC/ST/OBC candidates original and 01 attested Photocopy of SC / ST/ OBC certificate issued by competent authority.
- 6) Original School Leaving certificate issued by the school from where the candidate has Passed the 10+2 Examination.
- 7) Original Aadhaar Card certificate of the candidate.
- 8) For Challenged Category candidates, original and 01 attested photocopy of the relevant certificate issued by competent authority.
- 9) For BPL Card holder candidates, original of the relevant ration card issued by competent authority.
- 10) Original of Birth Certificate of the candidate.
- 11) Original of Blood Group Certificate.
- 12) Anti Ragging Declaration form duly filled by the candidate with guardian signature.

P.S. – The desired general subject combinations for Honours & General courses can be altered at the time of admission as per the availability of seats.